

## Syracuse Thunderbirds Aero Radio Society



# Plane Propwash



February 2015

Charter 473

**The Next General Meeting will be March 11<sup>th</sup>, at 7:00 at Walt's HobbyTown.**

### 2015 Officers

Ken Kadish, President  
Dan Williams, Vice President  
Bob Rowe, Treasurer  
Jeff Wolsley, Secretary  
Peter Seiffert, Safety Officer

Directors:  
Chuck LeVine, 2011-2013  
Peter Seiffert, 2007-08  
Herb Moore, 2014

Volunteer Staff:  
Jeff Wolsley, Propwash Editor  
Michael Graham, SYG Administrator/Club Historian  
Paul Volcko, Webmaster  
David Jewell, Field Committee  
Ralph Goldstrom, Facebook Admin

**The next STARS meeting will be at Walt's HobbyTown March 11<sup>th</sup>, at 7:00. As a reminder, the meeting is always the second Wednesday of the month. The STARS meetings will be at Walt's until spring.**

### New President's First Address

As I write this, the field weather cam shows snow two-thirds of the way up the fence, and there is no sign of a few of the tables at the field. I certainly hope things improve for the March 1 Snowfly!

While cabin fever has most likely set in for most of us, there are plenty of things to look forward to in the upcoming months.

March 1 is the annual Snowfly... bring what you've got, and have a go, or just come to hang out and commiserate with fellow club members. Remember, we have a heated club house, and plenty of good humor to go around.

Heli and Multirotor Night begins April 21, Fixed Wing Pre-Flight Workshop is April 23, at Walt's HobbyTown. Fixed Wing Flight School begins May 7, and the Big Bird Special Interest Group will start flying on May 20.

One of our favorite activities, spring field cleanup, will be April 18, weather permitting.

Due to conflicting events and cost considerations, STARS will not be officially participating in National Model Aviation Day this year, which is August 15.

We are in the process of assessing interest in STARS sponsoring a CPR course at the field once the temperatures warm up. Please be sure to respond to the email survey so we can get an idea of how many members and family might be interested in this potentially life saving course.

Please keep in mind that volunteers will be needed and appreciated for field improvements and repairs; driveway repair, fence repair, and correcting drainage issue on the south side of the club house. Young, strong members are particularly encouraged!

Please remember that dues are now due.

The next STARS meeting will be March 11, 2015, and I hope to see you all there.

*Ken*

2015 STARS dues are due. Please pay at the March meeting. Dues can also be sent to the Treasurer. After the January meeting, there is a \$10.00 per month late fee.

## ***Secretary's Report: Jeff Wolsley***

The January 2015 STARS regular meeting was called to order at 7:00. There were 17 Open Members, 7 Associate, 0 guest, and 0 youth members in attendance.

### **Secretary's Report:**

The Secretary's Report from the January's news letter was amended by Peter Seiffert. Peter wanted everyone to know that he was present at the last meeting for the Safety Report and it was a mistake for the Secretary to have marked him as not present. Thanks for keeping me straight Pete! Motion to approve by Peter Seiffert and 2<sup>nd</sup> by Mike Graham. Carried.

**Treasurer's Report:** Ken Kadish (Bob Rowe not present)

The utility and taxes are all paid up. The internet domain has been renewed. Motion to approve by Chuck LeVine and 2<sup>nd</sup> by Herb Moore. Passed.

### **Committee Reports:**

**Field Committee:** Dave Jewell

Shoveling as much as they can. The driveway is covered right now. They will look to get it cleared out. Dan Williams may have someone available.

**AMA:** Peter Seiffert

Peter reported the AMA is addressing new quad copter pilots through a TV campaign aimed at educating them about the safe and responsible operation and the AMA. A brief article from Dave Matthewson recently appeared in a USA Today article regarding this. The AMA is for educating rather than regulation. Bob Brown also addressed the tact in his letter to the membership.

-- At the District II meeting at the WRAM show Saturday 02/21, Gary Fitch said that the AMA is working with the manufactures to include "Know Before You Fly" documentation with their products regarding responsible operation and about the AMA.

**Safety Report:** Peter Seiffert

Check your equipment now. Peter would like the electric pilots to start using the throttle hold feature on the transmitters. While it's not a rule, it is highly recommended.

**Flight School:** Ken Kadish (Bob Rowe not present)

Nothing new to report on the fixed wing school. Heli night renamed to heli & multi-rotor night.

**STARS Web Site:** Chuck LeVine

The site is currently up and running.

Please view the field cam at:

<http://www.amadistrictiistars.org/>

<http://www.amadistrictiistars.org/scam.html>

This is an infrared cam so you can see some activity at night.

## **Old Business:**

### **Control Line:**

Mike O'Neil will coordinate events at the field.

Mike has a DVD of Joe Nall Week to loan out. Contact Mike if you are interested in borrowing it. [Mike O'Neil](#)

### **Facebook:**

The STARS now have a Facebook page. There are 52 members at this time.

### **New Business:**

#### **Model Aircraft Forum:**

The results are in- The 2015 MAF was a success. Thanks to everyone who participated. There was good turnout, good seminars, and an excellent static display.

#### **STARS Auction:**

The STARS auction will be January 16<sup>th</sup> at Walt's. Phil Morgan is coordinating the event. Set up at 5:00. The auction begins at 6:00. 10% seller premium on all sales to the STARS.

#### **New Members:**

No new members.

#### **Future Planning:**

AED/CPR

The Red Cross can do the training at the field. There is a 250.00 charge plus 15.00/per person. This is a training only class, not certification. It can be done any day of the week, including weekends.

There may be other options available through one of the local professional ambulance services, military, etc. Ken and Phil Morgan will check into this and report back.

The Heli Jam and the Airshow dates will be submitted to the AMA. Peter and Phil will handle this.

#### **Adjournment:**

The February regular monthly meeting of the STARS was adjourned at 7:36pm.

#### **Final Business:**

A sad note regarding a past member of the STARS, Barney Heinley. Barney passed 02/05 at the age of 91, and 65 years of marriage. Barney was a member of the STARS in the early years of the club along with his son Dan. Dan and I were the original junior members (wow, 34yrs) of the club along with Perry Valleriani.

***Secretary, Jeff Wolsley***

## ***After the Meeting Show and Tell***

No after the meeting show and tell.

## ***Safety Officer Report: Peter Seiffert***

Please check your equipment prior to flying. See the included IMAA Big Bird Safety Checklist in the news letter

---

**Calendar of Events for February- April (and beyond) Events:** *Editor's Note- Also watch your e-mail for sudden changes to events like cancellations or re-scheduling due to weather.*

**February 20-22 WRAM SHOW**

<http://www.wram.org/wram-show>

**Feb 12- Flying Commercial UAV's In the NAS Presented by OMAC**  
Fayetteville Free Library 7:00pm

[www.flyomac.org](http://www.flyomac.org)

[www.nuairalliance.org](http://www.nuairalliance.org)

**Feb 21- RCCR Swap meet Rochester**

[www.rccr1957.com](http://www.rccr1957.com)

**Feb 28- Oneida lake Flyers Swap Meet**

<mailto:kjhondarider@aol.com>

**March 1- STARS Annual SNOW fly**

**March 28- OMAC RC Swap Meet**

[www.flyomac.org](http://www.flyomac.org)

**April 18- FLAPS RC Swap Meet and Auction**

**April 21- STARS Heli & Multirotor night**  
begins STARS field 5:00

**April 23- STARS Pre-Flight Workshop Fixed Wing Flight School 7:00**

**May 7- STARS Fixed Wing Flight School**  
starts STARS field 5:30

**May 20<sup>th</sup>- Big Bird (Formerly IMAA) flying**  
starts at the STARS field. 1<sup>st</sup> and 3<sup>rd</sup> Wednesday each month.

**Indoor activities are running. Look for additional indoor events and updates to indoor flying schedules!**

**MoST Scheduled Events-** The MoST has cancelled the demonstrations due to a conflict with an exhibit they have. Hopefully they will consider rescheduling. Stay tuned...

**Indoor helicopter flying** at Walt's- 5:00-8:30 Wednesdays. There is a 5.00 landing fee. For any additional information contact Walt's HobbyTown 453-2291

**Camillus Indoor Aviators (CIA)** indoor flying at First Baptist Church located at 1960 State Route 5 in Elbridge Tuesday and Friday 6:00 to 9:00 and the first Saturday of each month 4:00 to 9:00 (2.4GHz only)

**Flight Schools-** Heli and Multirotor night begins April 21<sup>st</sup>. Fixed wing preflight check in April 23 at Walt's. Fixed wing night starts May 7<sup>th</sup>.

*Please visit the AMA DistrictII website or the Event Section in the back of Model Aviation for additional information on these and other event*

# IMAA Big Bird Safety Checklist

## Balance

Is the longitudinal center of gravity (for and aft) within the range shown on the plans?  
Is the model balanced laterally (side to side)?

## Alignment

Are all the flying surfaces at the proper angle relative to each other?  
Are there any twists in the wing?  
Do the wings and removable tailplane seat properly on the fuselage everytime?  
Is the engine set at the proper thrust angle as shown on the plans?

## Control Surfaces

Are all control surfaces securely attached? (i.e., hinges glued, pinned). Pull on each one to test.  
Are the control horns secured to the model?

## Control Linkages

Have all the linkages been checked to be sure they are secure?  
Are the clevises closed? (Keepers or fuel tubing should be fitted to ensure they stay closed)

## Engine / Motor Mount Security and Operation

Are all engine mount screws tight, including mount to bulkhead if applicable?  
Are the propeller bolts and/or spinner tight? If a single nut, is there a safety nut as well?  
Does the throttle work without binding?  
Does the throttle trim tab shut down the engine?  
Has the propeller been balanced and checked for damage?  
Are the propeller tips painted a contrasting color? (while not essential it makes the propeller much easier to see)  
Has the engine been thoroughly test run? (engine idle and throttle up properly)  
Is the fuel tank installed correctly? (i.e., carburetor at the same height as fuel tank, fuel tank clunk in proper position and moving freely, fuel lines in good condition and connected to the engine correctly)

## Radio Equipment

Are the receiver and the battery securely mounted and padded with foam to protect from vibration and shock?  
Are all the electrical connectors secure?  
Is the receiver's antenna fully extended and in good condition?  
Are the batteries charged and in good condition (check under load with a volt meter if unsure)?  
Are all servos securely fastened to the rails or trays?  
Are servo arms firmly attached with screw in place?  
Are all push rods firmly secured in servo arms (again keepers or fuel tubing should be fitted)?  
Are the control throws in the correct direction with proper amount of deflection (as per plan)?  
Rudder & tailwheel: Left stick should move the rear of the rudder and tailwheel to the left.  
Nosewheel: Left stick should move the front of the nosewheel to the left  
Aileron: left stick should move left aileron up and right down.  
Elevator: Pulling back on the stick should move the back of the elevator up.  
Canard: Pulling back on the stick (elevator) should make the front of the canard move up  
Throttle: With trim set fully forward, pushing the stick forward should open throttle fully. With trim set fully backward, pulling the stick back should fully close the throttle.  
Has a full range check been performed? (see below)

## Undercarriage (where fitted)

Is the undercarriage firmly attached to airframe and the wheels securely retained?  
Does aircraft taxi in a straight line?

## General

Is the covering tight with no visible signs of damage?  
Are the retaining bolts in place and secure?  
Are any hatches, cowls and canopies secure?  
Are all components structurally sound?  
Are your name and contact details marked on the model somewhere easily visible? (in case it's lost)

## Range Checking the radio

Verify frequency is available and mark it as yours if necessary.  
Turn on transmitter check the correct model is selected (if applicable) and then turn on the receiver.  
Important: make sure the transmitter aerial is down fully.  
Ask someone to help and walk away from the model until signs of loss of control are apparent. If electric powered ensure that the range is not worse with the motor running.

## Before EVERY flight:

Check the receiver battery pack to ensure enough charge for the flight intended.  
Check for damage and the control throw direction of all surfaces.

## Advertisements:



Open 10-7 Tuesday thru Sunday.

315-532-6826

[www.mexairrc.com](http://www.mexairrc.com)

[www.facebook.com/mexairrc](http://www.facebook.com/mexairrc)

### FLAPS Magic Crystals Performance Devices Precision RC Crystals

#### GWS RX

17  
21(3)  
22(2) 23(2)  
32  
47(2)

#### Futaba

Dual Convrt RX

11

12

13

14

15

16

17

18

19

20

21

22

23

24

25

26

27

28

29

30

31

32

33

34

35

36

37

38

39

40

41

42

43

44

45

46

47

48

49

50

51

52

53

54

55

56

57

58

59

60

61

62

#### JR Single Cor

RX-TX sets

15

16

17

18

19

20

21

22

23

24

25

26

27

28

29

30

31

32

33

34

35

36

37

38

39

40

41

42

43

44

45

46

47

48

49

50

51

52

53

54

55

56

57

58

59

60

61

62

Fellow Flyers,

We have a supply of (new) 72 Mhz GWS, Futaba, and JR Crystals . We have sold these "Magic Crystals" at various swap meets and auctions. Today everybody seems to have 2.4ghz, but for the Enthusiasts who prefer nostalgia, and don't want spend the big bux, here is a chance to expand your system. They are still in their blister packs, and we are asking only \$2.00 (CHEAP) each. The JR Crystals are a set, for TX & RX. We might be able to deliver, or work out some cheap postage.

Don't go to E-Bay, buy from a fellow Club. If you know somebody who wants them, let us know. First ordered, first served!

Contact me:  
Bradford A. Stevens  
FLAPS VP  
4652 Maiden Lane  
Canandaigua, NY 14424  
[585.394.3265](tel:585.394.3265)  
[bahnzai@hotmail.com](mailto:bahnzai@hotmail.com)



*If you want to list modeling items for sale, R/C services offered, or a really neat R/C web site, this would be a good spot. Free for members. Send your advertisement by e-mail to [jwolsley@verizon.net](mailto:jwolsley@verizon.net). Please put STARS ADVERTISEMENT in the subject line.*

## Links-

New website to check out- <http://www.flyboyzblog.com/>

This site has articles pertaining to both full scale and model aircraft. Check it out.

how to build a rc jet B-1 Bomber # 173 pt 1

hornitpilot 404 videos  [Edit Subscription](#)



***A REALLY COOL WEBSITE- Thanks to former STARS member Rick Colvin for pointing this out at the June 2009 meeting-***

For those of you who ever wanted to learn how to make a fiberglass plug and molds, this is the guy to check out. Even if the plane in the project doesn't interest you, the education from the process may. Bob Moore (B1 Bob) takes you through each process step by step, including the "Bob-o-neered" parts. He shows you how to make professional looking parts in his garage workshop. This includes carbon fiber composite parts as well as the use of light weight foam to produce so really impressive light weight but very strong parts. He shows all- the good and the bad, so you get to learn right along with him. If the YouTube hyperlink doesn't work, copy the following URL into your browser line and click go. It's over 3000 videos. Bob has recently started a new kit that he will be selling to help fund the

new/improved B-1. He is also making custom parts for other modelers to correct or repair their composite jets. The original B-1 is for sale on RC Universe. Bob promises that he will be starting on the improved B-1 this winter. How To Build A B-1 Bomber 10 Minutes At a Time. [http://www.youtube.com/watch?v=HqTKJU6PlkA&feature=channel\\_page](http://www.youtube.com/watch?v=HqTKJU6PlkA&feature=channel_page)  
This is the link to the web site- <http://www.b1modelproject.com>

Howard Blair found an interesting video from YouTube on micro flight

<http://www.youtube.com/watch?v=fuoFA2fKjEo&feature=fvst>

Tom Catalino pointed out this site recently. An excellent site for Lipo battery info-

<http://sites.google.com/site/tjnguytech/charging-how-tos/balance-connectors>

Peter Seiffert sent along the following web site- [www.servodatabase.com/servos/all](http://www.servodatabase.com/servos/all)

Mike Graham has a torque conversion chart-



### **Arming Switch Information-**

AMP- Arming The Big Boys, by Greg Covey November 2007

[http://www.rcuniverse.com/magazine/article\\_display.cfm?article\\_id=950](http://www.rcuniverse.com/magazine/article_display.cfm?article_id=950)

RunRyder- How To Make A Spark Arrestor for an ESC by Lucien Miller

<http://www.helifreak.com/archive/index.php/t-289393.html> look down to the post from gbidwell from 4-24-2011 0601am. That's the exact article that I have from RunRyder.

Note- Many of the newer ESC's have a built in spark arrestor. If you still see and hear the spark, this is a good idea to save the plugs.

**The Link for the AMA is:**

<http://www.modelaircraft.org/>

**The link for the AMA DII Calendar is:**

<http://www.amadistrictii.org>

**The link for the club yahoo users group is:**

[http://groups.yahoo.com/grjwoup/stars\\_club\\_members/](http://groups.yahoo.com/grjwoup/stars_club_members/) (Don't forget to sign in)

**The link for the STARS club home page at DII is**

<http://www.amadistrictiistars.org/>

**The link for the STARS club web cam is:**

<http://www.amadistrictiistars.org/scam.html>

The Propwash News Letter is also available at YAHOO GROUPS. The current news letter and previous years/months are viewable and printable from there.

Please contact Mike Graham [tanjmg82@aol.com](mailto:tanjmg82@aol.com) to join the STARS Yahoo group. Send Mike an email asking to join from your preferred email account. Mike will then reply with an invite to join the group. The invitation contains the links and instructions necessary to join.



STARS Field Satellite photo

# RCCR Swapmeet

**Our Mother of Sorrows Church**

**5000 Mount Read Blvd**

**Rochester, NY 14626**



**Saturday**



**Feb 21st, 2015**

**9:00am – 3:00pm**

**\$5 table fee**

**\$3 entry for 12 & over**

*for more information:*

[www.rccr1957.com](http://www.rccr1957.com)







# S.T.A.R.S.

## Annual 2015 Snow Fly



### When?

**Sunday, 1 March 2015**

11 AM to 4 PM

### Where?

**S.T.A.R.S. Field in Phoenix, NY**

(See map on back)

❄️ **Admission: *NONE*** ❄️

**Open Flying - fly when you are warm enough!**

**Heated, enclosed pavilion.**

**Power available for charging batteries.**

**Food & Beverages to be served all day.**

**Come and fly all day!** ❄️

***For more information, contact:***

***Ken Kadish, President: 449-3239***



**Sponsored by the Syracuse Thunderbirds Aero Radio Society, Inc.**

# **S.T.A.R.S.**

## ***Flight Training Program***



# **2015**



### **When?**

**Every Thursday evening from 5:30 PM to Sunset  
May 07, 2015 through September 10, 2015**

### **Where?**

**At the S.T.A.R.S. field in Phoenix, New York  
649 County Route 12, Pennellville, NY 13132  
N43.23696, W76.24550**

### **Who?**

**Anyone wanting to learn to fly powered R/C model airplanes!! You do not have to be a Club member and all lessons are free. Each student must furnish his/her own plane and radio equipment and also must hold a current membership in the Academy of Model Aeronautics aircraft association in order to fly.**

## **PreFlight Workshop**

**Held at Walt's HobbyTown  
Thursday April 23, 2015 at 7 PM**

### **Interested?**

**Contact:**

**SENIOR FLIGHT INSTRUCTOR: Bob Rowe (474-8428)**

*Syracuse Thunderbirds Aero Radio Society*

*Phoenix, NY*

**Charter 473**



# **S.T.A.R.S. 2015 Helicopter & Multirotor Night**

*All skill levels welcome, but must be an AMA member to fly  
and provide your own outdoor capable Heli or Multirotor.  
Build help and flight instruction available.*

**Tuesday evenings - April 21 to October 13  
5PM until Dusk**

**Come out and join us for fun, food and good flying**

FLAPS presents:

*Thirteenth Annual*

# RC Swap Meet & Auction

Saturday, April 18, 2015

Now located at

**NEW SITE!**

**Vince's Park**

**4 Miles east of Exit 41!**

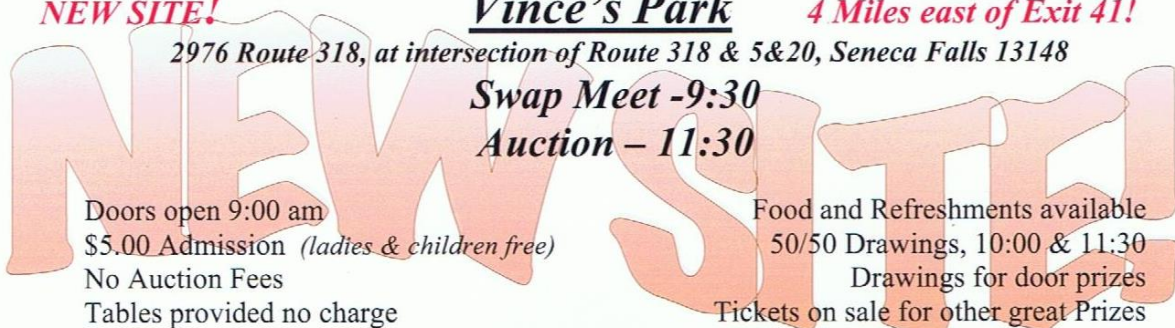
2976 Route 318, at intersection of Route 318 & 5&20, Seneca Falls 13148

**Swap Meet - 9:30**

**Auction - 11:30**

Doors open 9:00 am  
\$5.00 Admission (ladies & children free)  
No Auction Fees  
Tables provided no charge

Food and Refreshments available  
50/50 Drawings, 10:00 & 11:30  
Drawings for door prizes  
Tickets on sale for other great Prizes



**Directions:**

**From the Thruway Exit 41 (Waterloo):**  
Turn right on Route 414 and south to Route 318, turn left, Vince's Park is 4 miles, on the right.

**From the South:**  
Take Route 5&20 to intersection of Route 414, between Seneca Falls & Waterloo. Go North on 414 toward Thruway Exit 41, turn right on Route 318, Vince's Park is 4 miles, on the right.

**New LARGER Location:**  
Easy Access! - Great Deals!  
More Space - Lots of Parking

2976 Route 318, Seneca Falls, NY 13148  
8 miles east of Premium Outlet Mall  
4 miles east of Exit 41



**Join Us for a Good Time!**

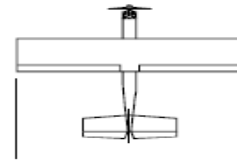
Lat 42.948847  
Long -76.772246

**Finger Lakes Premier Swap Meet!**

Sponsored by the Finger Lakes Air Pirates Inc.  
AMA Gold Leader Club #101

Visit us at: [www.flapsrc.com](http://www.flapsrc.com)

# S.T.A.R.S. Field Rules



## 1. General:

- A. License: All pilots, students, and flying guests *must* have a current membership in a nationally recognized model aircraft association in order to fly. Those pilots participating in the Park Pilot Membership Program must fly models that weigh two pounds or less and be incapable of reaching speeds greater than 60 mph. They must be electric or rubber powered, or of any similar *quiet* means of propulsion.
- B. Spectators: Only those people essential to flight operations will be permitted in the pit area; all others will remain on the spectator side of the fence. Impound: All pilots, students, and flying guests must place their transmitter(s) in the impound area immediately upon arriving at the field.
- C. Vehicles: Vehicles will not be permitted on the flying field.
- D. Crash Debris: Pilots must retrieve all pieces of their aircraft after a crash. Particularly, attention must be made to obtaining all pieces of aircraft that land in the neighboring fields under cultivation.
- E. Trash: All members will take home their own trash.
- F. Alcoholic Beverages: Members will not consume alcoholic beverages prior to, nor during, participation in any *modeling* operations.
- G. Smoking: Smoking will not be permitted in the pit area or on the flight line.
- H. Mowing: Flying on the field will not be permitted if the field is being mowed or maintained.

## 2. Transmitters:

- A. Frequency Control (*For non 2.4 GHz transmitters only*): All members, students, and guests *must make use of the field frequency control system*. Each pilot will obtain the correct frequency flag (or pin) from the impound board and attach it to his/her transmitter before attempting to fly.
- B. Range Checks: Each pilot will conduct a successful radio equipment ground range check before flying a new or repaired aircraft and prior to each flying session.

## 3. Engines:

- A. All internal combustion engines run at the field will have a silencer (except for small displacements of .09 cubic inches or less).
- B. When running an engine in the pits, keep neighboring personnel behind the prop arc.

## 4. Flying:

- A. Boundaries: Flying over the pit area or the spectator side of the fence is prohibited, unless beyond the control of the pilot(s).
- B. Taxing: Taxing is prohibited in the pit area!
- C. Flying:
  - (1). Pilots will initiate their first turn after takeoff away from the pit and spectator areas.
  - (2). Engines will not be started before 9 AM Monday through Saturday and 11 AM on Sunday, unless approved by the Event Director.
  - (3). No more than three aircraft will be permitted in the air at one time.
  - (4). All flying will be conducted from the designated flight boxes.
  - (5). Hand launching of aircraft is prohibited from the pits.
  - (6). Flight operations will cease during electrical storms.

## 5. Guests:

- A. All guests must have a current membership in a nationally recognized model aircraft association in order to fly.

- B. Guests may fly at the field only with the approval of a member in good standing and only as long as a sponsoring member *remains at the field*. Guests will not fly unattended.
- C. A local guest will be allowed to fly at the field on three (3) separate occasions and then will be asked to join the Club.
- D. An out-of-town guest may make arrangements with the Club to fly at the field while visiting the area. The Club Officers and the Safety Officer will handle each out-of-town visitor on a case-by-case basis.
- E. *All guests are required to extend every courtesy to current members sharing the same flying frequency*. But when there is a conflict over who shall fly, the Club member will have the first option to fly. Both the guest and the members should use common sense while sharing the flight line or using the same radio frequencies.

## 6. RC Aircraft Utilizing "First Person View" Systems (AMA Document 550):

### A. GENERAL:

- (1). FPV flying of radio control model aircraft by AMA members is allowed only for noncommercial purposes as a hobby/recreational and/or competition activity.
- (2). All FPV flights must be conducted in accordance with AMA's current National Model Aircraft Safety Code and any additional rules specific to the flying site/location.

### B. OPERATIONS – REQUIREMENTS - LIMITATIONS:

- (1). AMA FPV novice pilots must use a buddy-box system with an FPV spotter while learning to fly FPV.
- (2). All FPV flights require an AMA FPV pilot to have an AMA FPV spotter next to him/ her maintaining VLOS with the FPV aircraft throughout its flight.
- (3). The FPV pilot must brief the FPV spotter on the FPV spotter's duties, communications and hand-over control procedures before FPV flight.
- (4). The AMA FPV spotter must communicate with the FPV pilot to ensure the FPV aircraft remains within VLOS, warning the FPV pilot of approaching aircraft, and when avoidance techniques are necessary.
- (5). The FPV spotter may at any time during an FPV flight acquire the transmitter from the FPV pilot and assume VLOS control of the aircraft.
- (6). If the FPV pilot experiences a problem due to a loss of video link, orientation, or is unable to safely fly, he/she must abandon FPV mode and fly VLOS or pass the RC transmitter to the FPV spotter to assume VLOS control of the aircraft.
- (7). Before initial FPV flight and after any flight system changes or repairs, FPV model aircraft must be test flown by conventional VLOS to determine that flight systems are working properly.
- (8). FPV model aircraft must use frequencies approved by the FCC for both the RC system and the wireless video system. Pilots must meet applicable FCC licensing requirements if they choose to operate the RC flight control system or the wireless video system on Amateur Band frequencies.

### C. RANGE – ALTITUDE – WEIGHT – SPEED:

- (1). One of the requirements in Federal Law (Public Law 112-95 Sec 336 (c) (2) February 14, 2012) for model aircraft to be excluded from FAA regulations is that model aircraft be flown within VLOS of the operator.
- (2). Model aircraft flown using FPV must remain at or below 400 feet AGL when within 3 miles of an airport as specified in the AMA Safety Code.
- (3). Model aircraft flown FPV are limited to a weight (including fuel, batteries, and onboard FPV equipment) of 15 lbs. and a speed of 70 mph.

# STARS

## Field Protocol

Dedicated to responsible  
RC fun with safety by  
choice, not chance.

### 1. General:

- A. Civil and courteous behavior is required at the field at all times.
- B. Safety is paramount and everyone's business. Use common sense in all matters.
- C. It is strongly recommended that you do not fly alone.
- D. Learn where the First Aid station is located and inform the Field Committee if material has been issued from it.
- E. When opening or closing combination locks, *always* set the wheels to 0000.
- F. Last member out must close and lock the refrigerators, pavilion, and main gate.
- G. Cell phones are not to be used on the flight line or in the pavilion near the transmitters.

### 2. Engine Courtesy:

- A. Long term tuning and initial break-in should be conducted away from the pits and spectators (usually at the engine break-in stand).
- B. Do not direct prop wash at other modelers, their aircraft, equipment, or bystanders behind the pit fence. Kindly inform those bystanders near the fence that you intend to start an engine before you do so.

### 2. Flying Courtesy:

- A. Any person wishing to enter an active flying field or runway to cross same or to retrieve an aircraft, must loudly announce their intention to all fliers on the flight line.
- B. A "landing" aircraft has the right of way over an aircraft "taking-off".
- C. A "dead stick" aircraft has the right of way over all others.
- D. All take-off and landing attempts must be announced to other pilots on the flight line. Take-offs are normally announced by saying "taking off", and landings are announced by saying "landing" or coming in". Dead stick landings are announced clearly to all pilots in the pits and on the flight line by saying "dead stick".
- E. A pilot having difficulty in controlling his/her aircraft must announce to all in the pits and on the flight line that he/she is experiencing radio or mechanical problems. Pilots on the ground preparing to fly will turn off their transmitters and wait for the problem to be resolved before continuing to fly. Fliers in the air will stay clear of the aircraft in distress and will land, if possible, as long as it does not contribute to the crisis. All personnel near the pit area must be alerted to the situation.
- F. If a crash occurs on the field or in the pits, all flying will stop until the accident has been investigated and the debris has been cleared from the field.
- G. Normal flight duration is 10 minutes. Obviously, flight time may be extended if there are no other pilots waiting to fly or waiting for a particular radio channel.
- H. When you have finished flying, please return your transmitter to the impound.

### 3. Good Earth Policy:

- A. Place recyclables in the appropriate container in the pavilion.
- B. Turn off all pavilion lights when departing the field for the night.
- C. The field does not have a trash removal service. If you carry anything to the field, carry it back out.
- D. If a pilot or guest brings a pet to the field, he/she will be responsible for supervising the animal's conduct while at the field. Please observe all appropriate Field Rules.
- E. If you smoke, please place all cigarette butts in the butt cans in the field.
- F. Do not throw cans or bottles or any other trash in the outhouse pits.
- G. DO NOT DRINK THE WELL WATER. Well water is to be used for washing only.

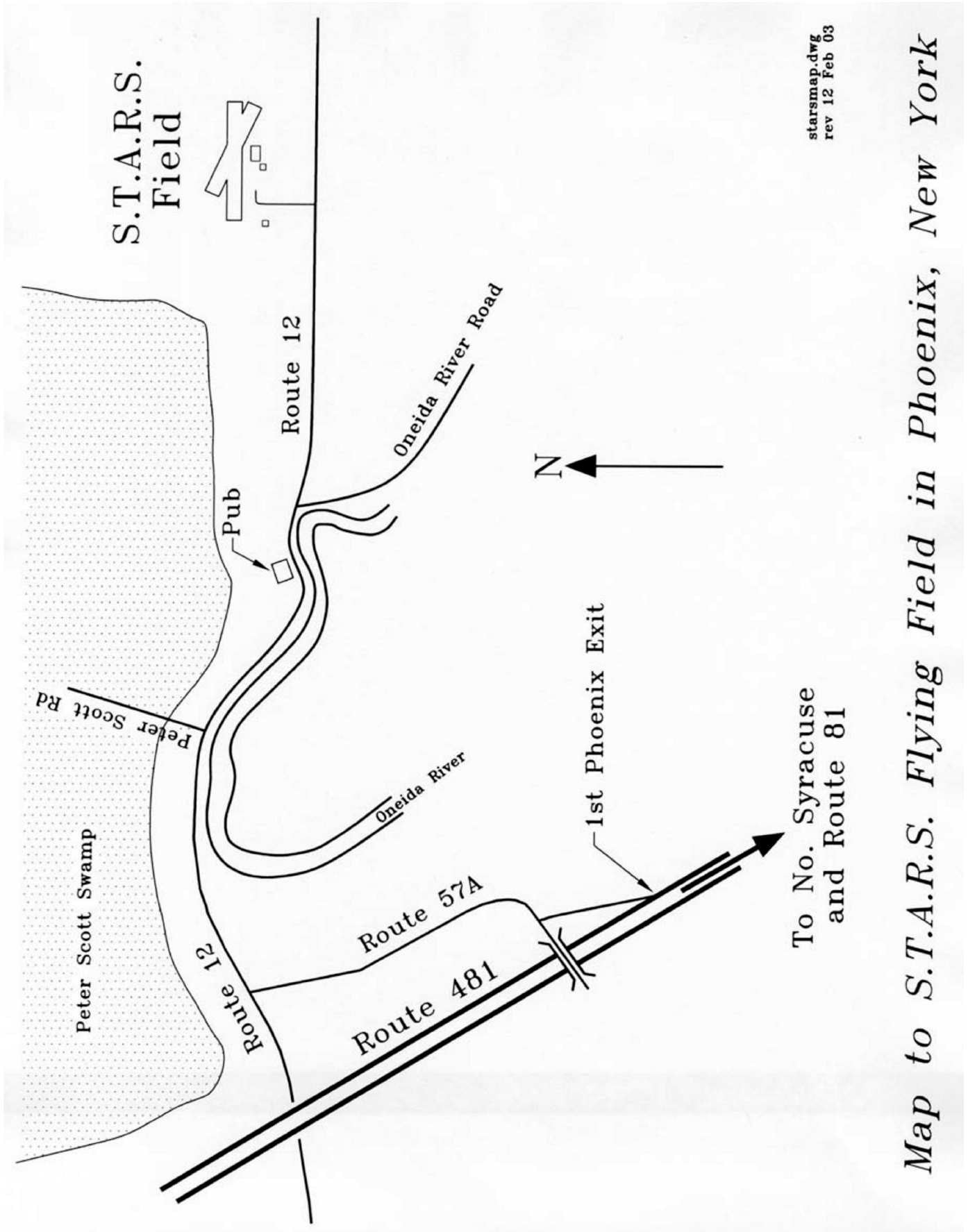
### 4. Replacement Courtesy:

- A. Where an individual's plane or property is damaged by the actions of another individual, it will be the responsibility of the two parties to resolve the situation in an appropriate manner.

## **STARS POLICY REGARDING PHOTOGRAPHY**

- STARS is a membership organization organized under the laws of the State of New York.
- The STARS flying field, located in Phoenix, New York, is owned by STARS, and as such, is privately owned property.
- The purpose of this policy is to limit and restrict the reproduction of images, in any form, of the STARS property and the activities which occur thereon.
- While the STARS property is privately owned, members, guests, and the general public are welcome at the field during published field hours of operation. Members, guests and the public must adhere to all rules imposed by STARS regarding entry upon and/or the use of STARS property, including the STARS policy on photography.
- The reproduction of images of the STARS field or the activities thereon, in any form, is a privilege and not a right.
- Except as provided below, the reproduction of images of the STARS field or activities thereon in any form, including, but not limited to film and digital still photography, and video photography in either film or digital form, is strictly forbidden.
- Violation of this policy will result in immediate expulsion of the violator from the STARS premises, and may subject the violator to criminal and/or civil sanctions and penalties.
- Members in good standing of STARS shall be exempt from the above requirements so long as any images or video produced of the STARS premises or the activities thereon are for personal and non-commercial use.
- Guests and the general public may be permitted to photograph or video the STARS property and activities thereon, but only for personal and non-commercial use, and only with the prior written consent of the Club's executive board.

# Map to the STARS



starsmap.dwg  
rev 12 Feb 03

*Map to S.T.A.R.S. Flying Field in Phoenix, New York*





Est. 1965

# Syracuse Thunderbirds Aero Radio Society

Online at: <http://www.amadistrictiistars.org>



Charter 473

## Membership Application Form

Date: \_\_\_\_\_

Membership:     Open (\$220.00 share+dues)       Extra Family member (\$30.00)  
                           Associate (\$75.00)                                          Youth (< AMA age 19 - \$5.00)  
                           Park Pilot - Associate (\$75.00)     Park Pilot - Youth (< AMA age 19 - \$5.00)

Name: \_\_\_\_\_

Address: \_\_\_\_\_  
\_\_\_\_\_

Phone: \_\_\_\_\_

AMA: \_\_\_\_\_ DOB: \_\_\_\_\_

RC Channels Used: \_\_\_\_\_

STARS Member(s) Contacted: \_\_\_\_\_

Primary Interests (Sport, Scale, Pattern, Fun Fly, etc.): \_\_\_\_\_  
\_\_\_\_\_

Other Club Affiliations: \_\_\_\_\_

Email Address (for newsletter and notices): \_\_\_\_\_

You must be a current member of the Academy of Model Aeronautics (AMA) in order to join the STARS. Please show your AMA card to the Officer given this application or include a photocopy of the application for the license.

*"I have read and agree to abide by the STARS Field Safety Rules." (on back)*

\_\_\_\_\_

**Submit this form to a Club Officer**

Rev 04Dec13